

CTBHP Data Reporting for the Child & Adolescent Quality, Access, & Policy Committee

2024

Erika Sharillo, SVP Clinical Operations & Recovery
Daniel Langless, Assistant VP, Network Management
Jackie Cook, Regional Network Manager

September 18, 2024

Agenda

1 Youth (0-17) Medicaid 2022 Population Profile Demographic Data

2 Youth ED 2023 Snapshot

3 Initiatives/Interventions

Chapter

01

Youth Medicaid Demographic Data - 2022

Youth (0-17) Medicaid Population Profile Demographic Data (CY 2022)



Population Profile Demographic Data Connecticut HUSKY Health Members in CY 2022



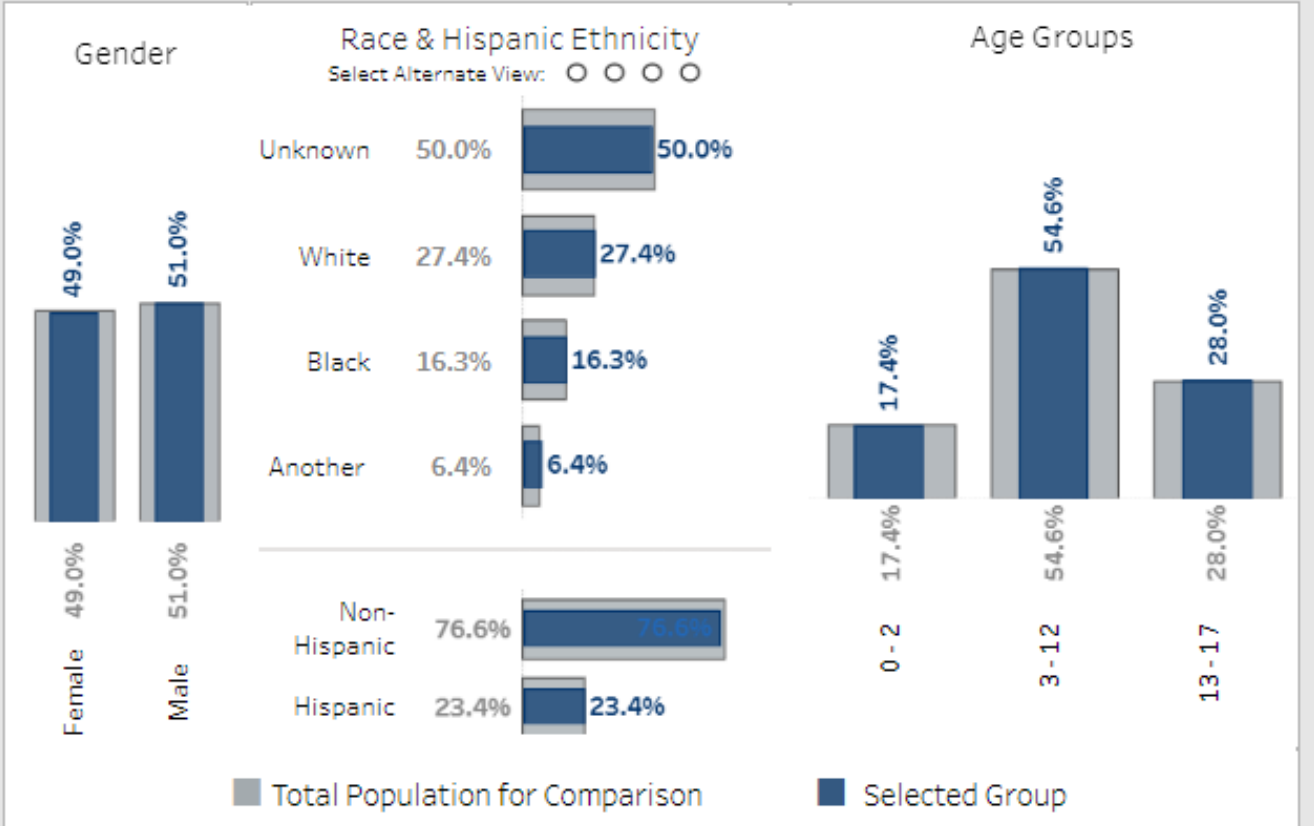
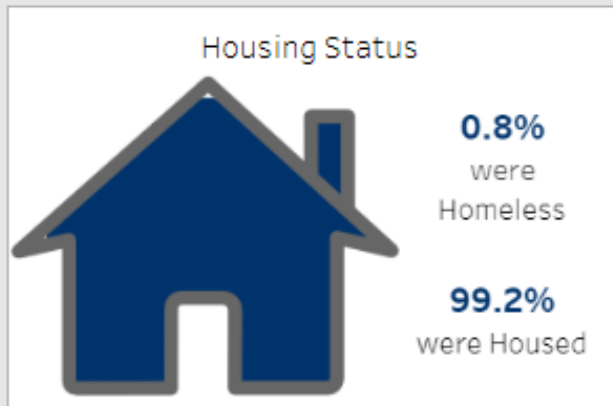
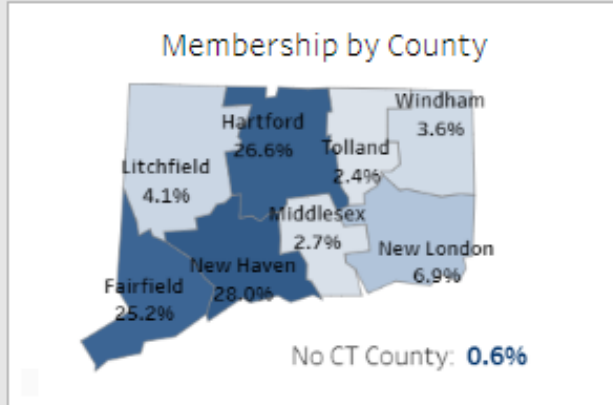
378,234
Total HUSKY Health Members

Primary Language

79.3%	18.6%	2.1%
English	Spanish	Another

Telehealth Utilization

21.7%
Any Telehealth
13.9%
Behavioral Health
13.4%
Medical



Chapter

02

Youth BH ED Data

Including:

- Youth ED 2023 Snapshot
- 2023 Youth BH ED Utilizers by Provider



All ED Providers

8,236

Unique Members

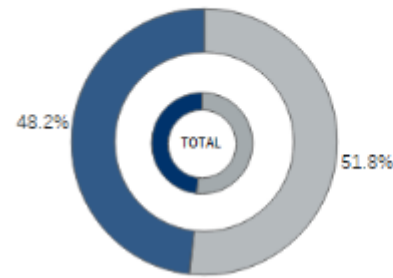
13,044

BH ED Visits

Youth ED 2023 Snapshot

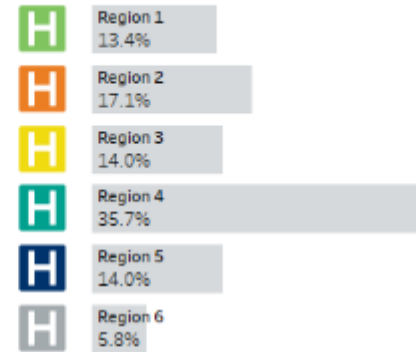
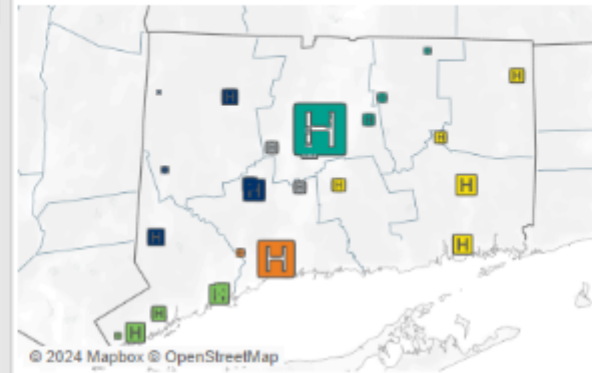
Gender

Male | Female



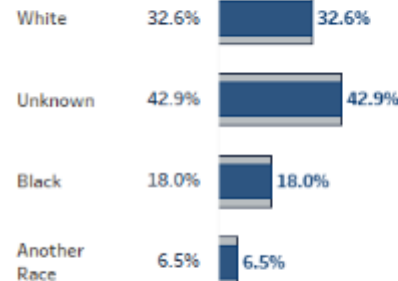
BH ED Visit Volume by Provider and DCF Region

Click to Filter by Region

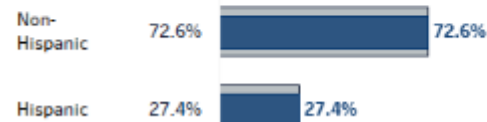


Race

Total Comparison | All ED Providers

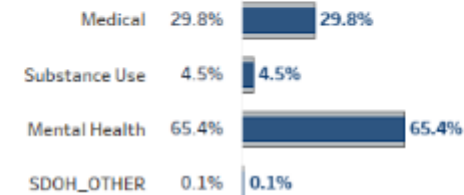


Hispanic Ethnicity



Primary Diagnosis

Total Comparison | All ED Providers



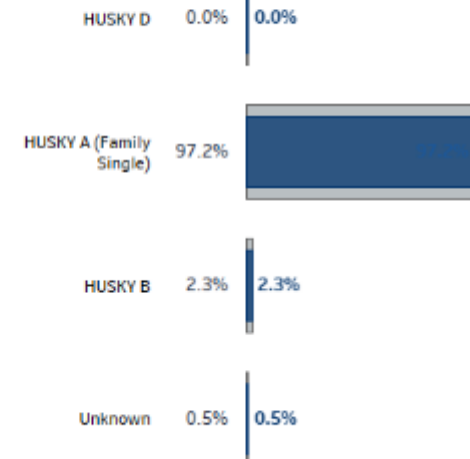
Age Group

Total Comparison | All ED Providers

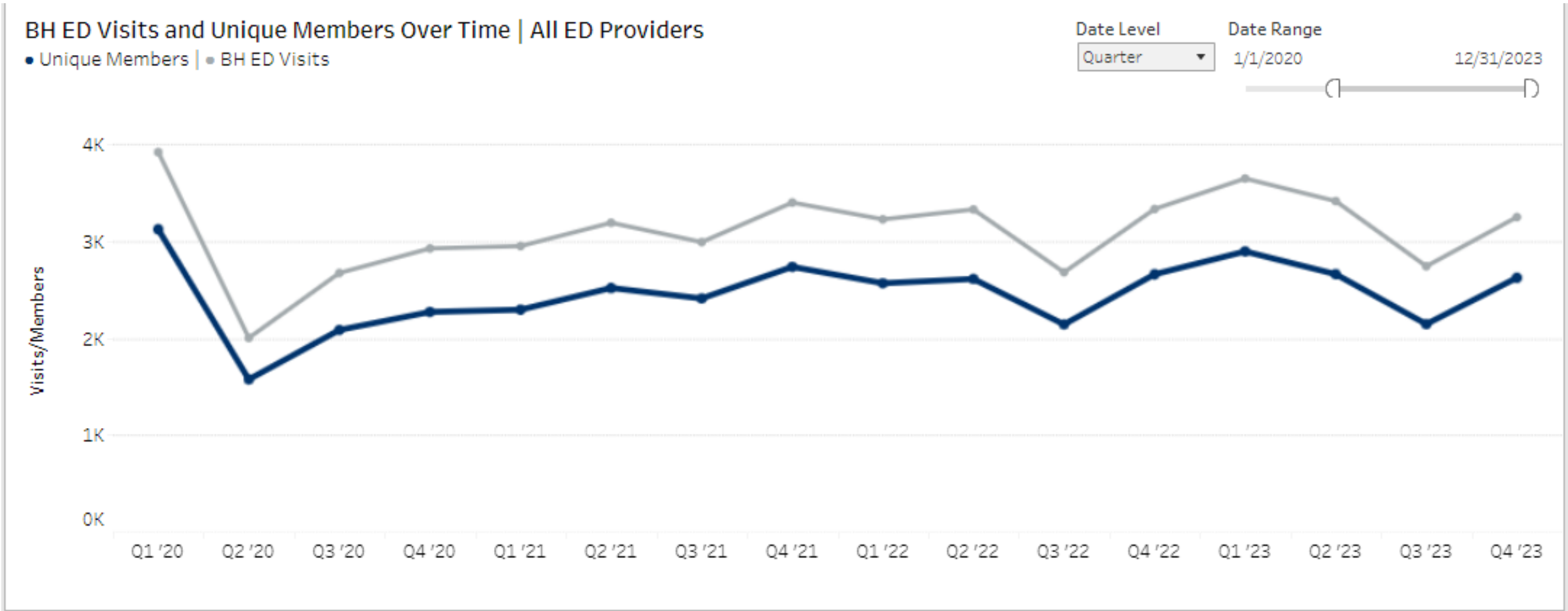


Benefit Group

Total Comparison | All ED Providers



Youth BH ED Visits & Unique Members Over Time (1/1/20 – 12/31/23)





2023 Youth BH ED Utilizers by Provider

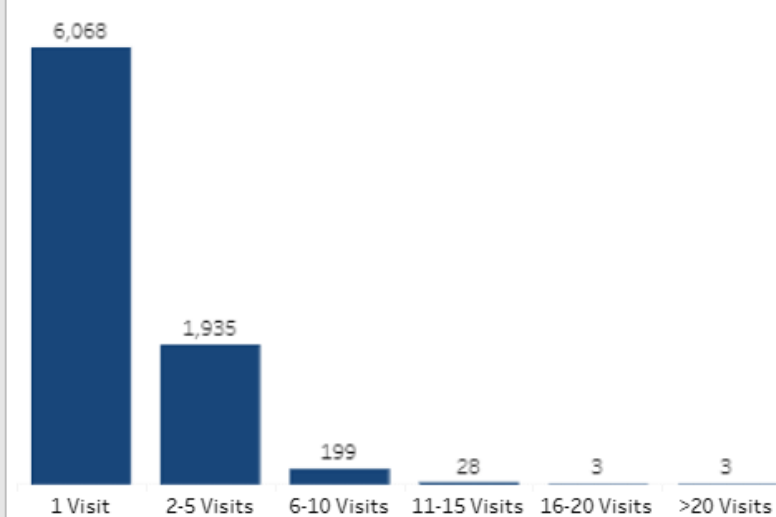
BH ED Visits and Unique Members by Provider

• Unique Members | • BH ED Visits. Click on a provider to filter the dashboard

Provider	Unique Members	BH ED Visits
CONNECTICUT CHILDRENS MEDICAL CENTER	2,874	4,210
YALE NEW HAVEN HOSPITAL	1,502	2,149
ST MARYS HOSPITAL	489	701
THE WILLIAM BACKUS HOSPITAL	356	607
BRIDGEPORT HOSPITAL INC	450	582
STAMFORD HOSPITAL	381	547
LAWRENCE AND MEMORIAL HOSPITAL	343	533
DANBURY HOSPITAL	298	436
THE CHARLOTTE HUNGERFORD HOSPITAL	211	335
THE HOSPITAL OF CENTRAL CONNECTICUT	265	326
SVMC HOLDINGS, INC	235	303
PROSPECT WATERBURY INC	208	279
NORWALK HOSPITAL	199	270
DAY KIMBALL HOSPITAL	180	268
MIDDLESEX HOSPITAL	174	229
WINDHAM COMM MEM HOSPITAL	143	194
MIDSTATE MEDICAL CENTER	146	191
PROSPECT MANCHESTER HOSPITAL INC	139	174
BRISTOL HOSPITAL	158	170
PROSPECT ROCKVILLE HOSPITAL INC	79	107
ST FRANCIS HOSPITAL MEDICAL CENTER	73	87
GRIFFIN HOSPITAL	73	83
STATE OF CONNECTICUT - JD	60	65
NEW MILFORD HOSPITAL	52	63
JOHNSON MEMORIAL HOSPITAL	45	53
GREENWICH HOSPITAL	42	49
HARTFORD HOSPITAL	21	25
SHARON HOSPITAL	8	8

Member BH ED Visit Frequency

Hover to see all BH ED visit counts



Member BH ED Visit Frequency by Primary Diagnosis

Visit Frequency	Medical	Mental Health	Substance Use	SDOH_OTHER
1 Visit	2,778	3,699	501	17
2-5 Visits	441	1,324	41	
6-10 Visits	9	144		
11-15 Visits		14		
16-20 Visits		4		
>20 Visits		1		

Chapter

03

Initiatives & Interventions

Including:

- **Connect-to-Care Meetings**
- **ICM & Peer Services**

Interventions & Initiatives (Carelon BH CT / CTBHP)

- State-wide Connect-to-Care (C2C) Meetings
- Intensive Care Manager (ICM) support
- Peer support services
- Autism specialty Care Coordination & Peer support

Thank You

Contact Us

 877-552-8247

 www.ctbhp.com

 CTBHP@carelonbehavioralhealth.com